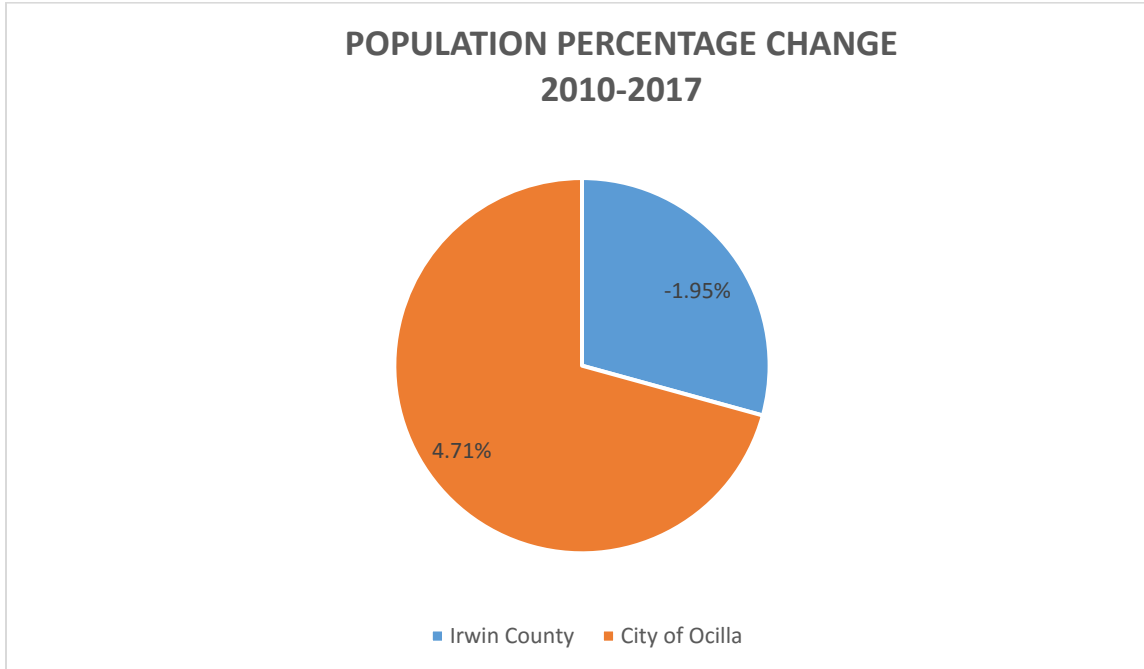
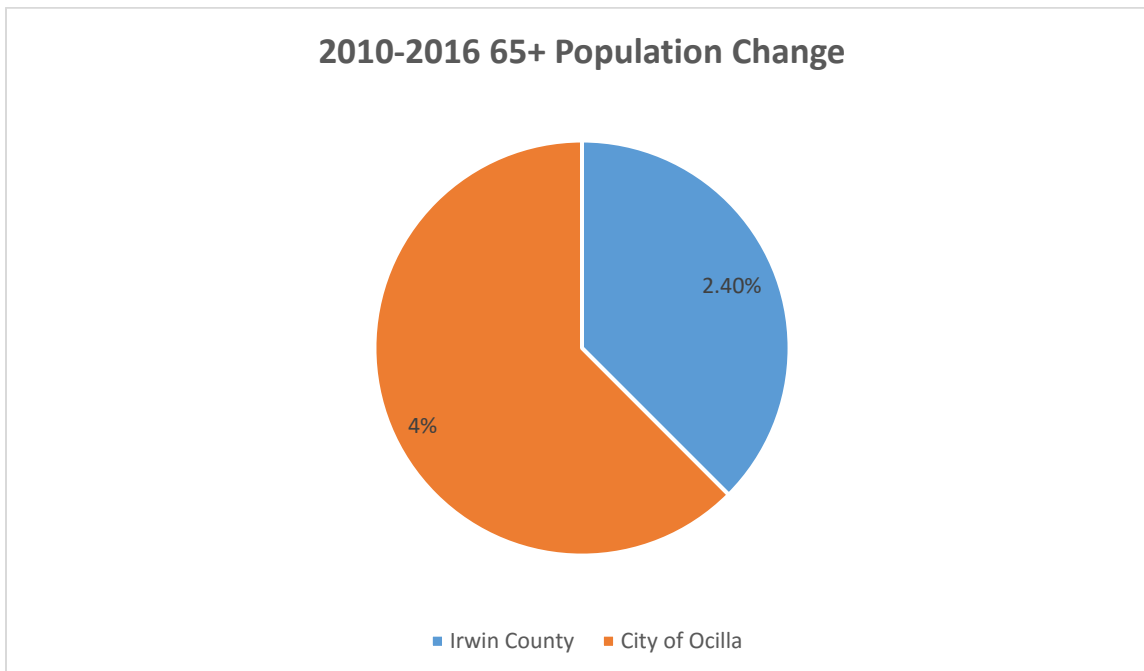


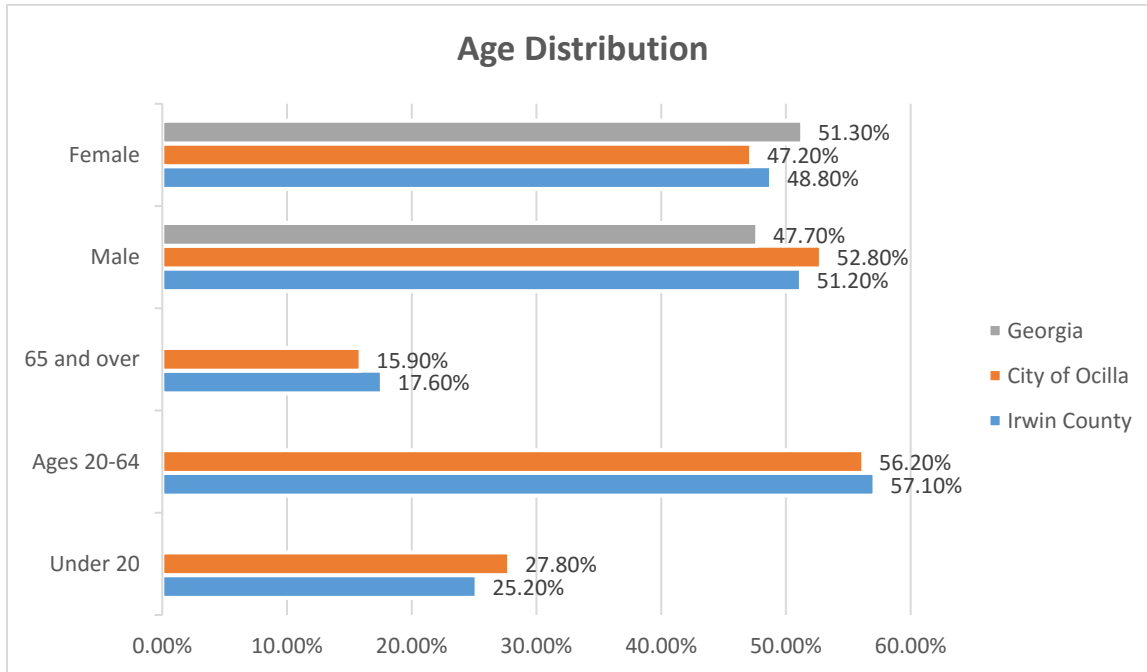
Analysis of Data and Information



The 2017 population of Irwin County is estimated at 9,410. This is a -1.95% decrease since 2010. The 2017 population of the City of Ocilla is estimated at 3,627 and is a 4.71% increase since 2010. There are a total of 4,076 households in Irwin County, with an average of 2.8 people per household.

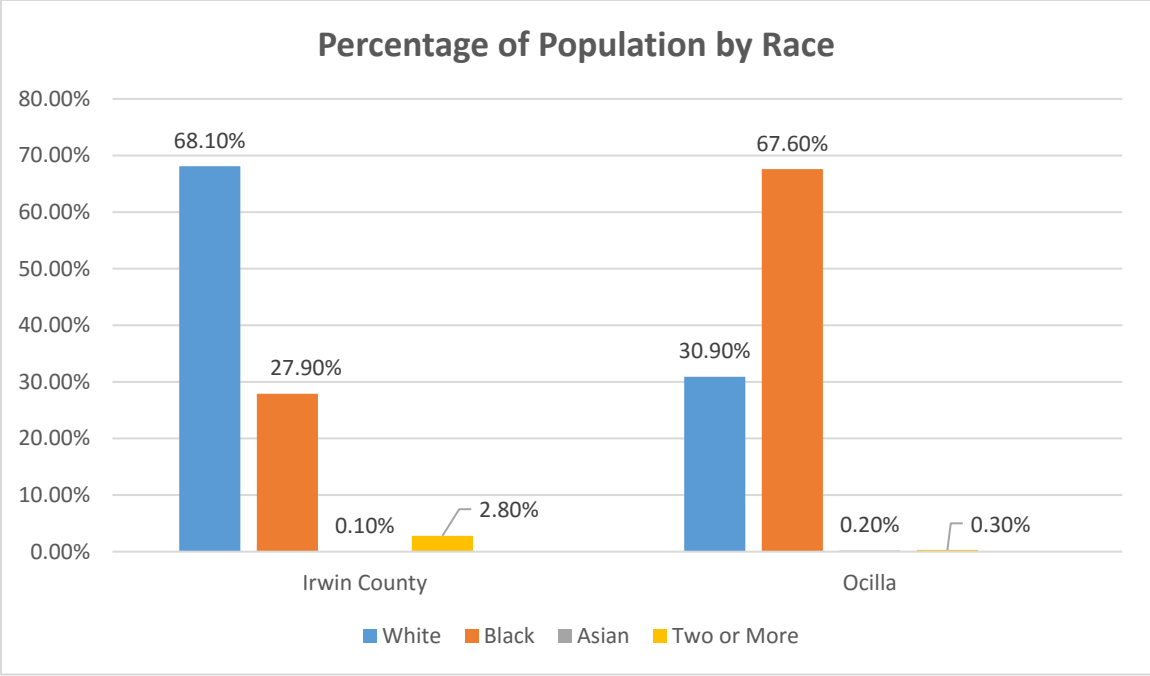


Since 2010, the percentage of the population aged 65 and older has increased in 2016 for Irwin County (2.4%) and the City of Ocilla has increased 4%. The median age in Irwin County is 38.6, compared with a median US age of 37.7.

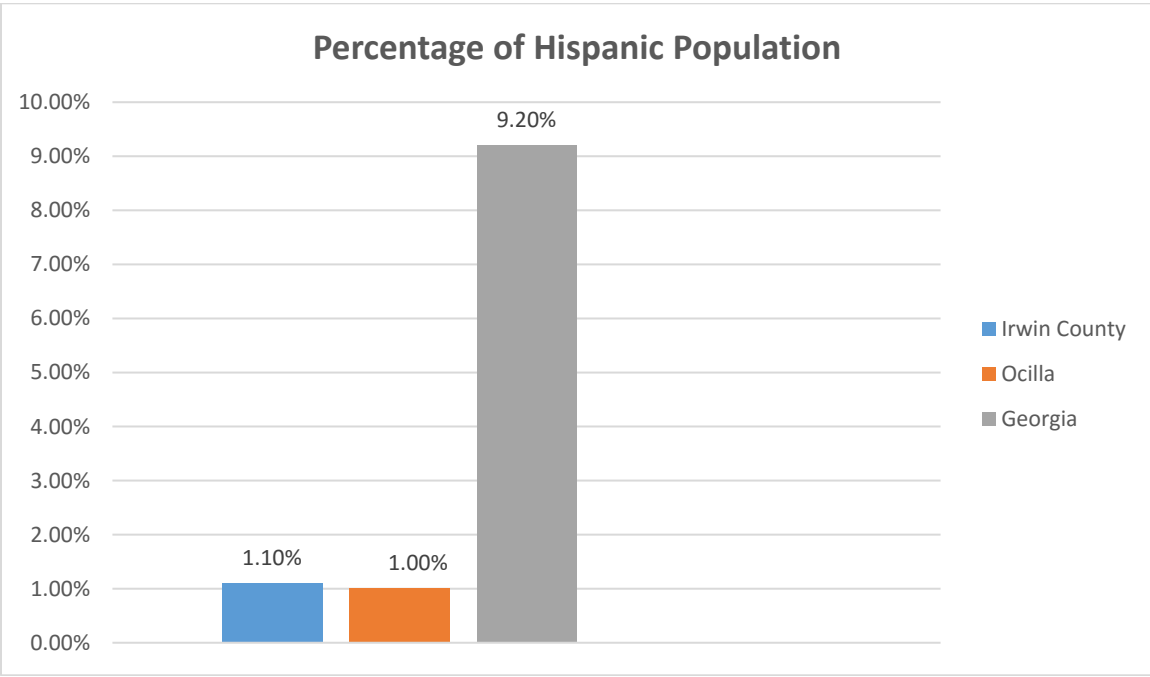


The 2016 age distribution in Irwin County is 17.6% over 65, 57.1% ages 20-64 and 25.2% under 20. In the City of Ocilla, the age distribution is 15.9% over 65, 56.2% ages 20-64 and 27.8% under 20.

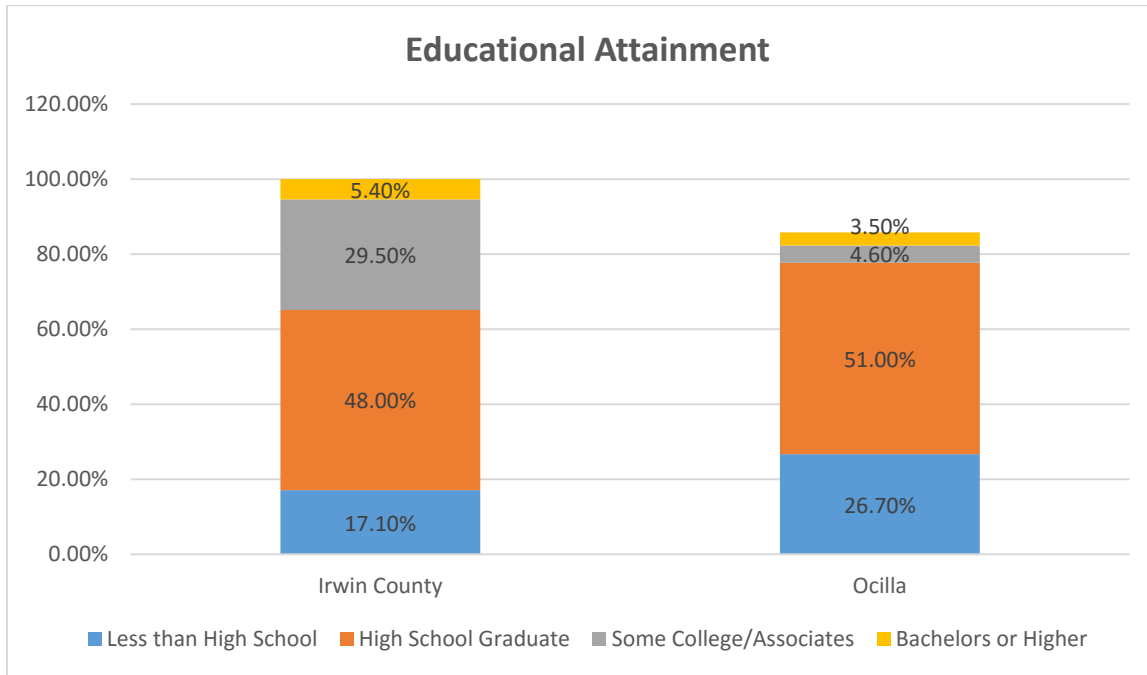
Irwin County's population is 51.2% male and 48.8% female while the City of Ocilla's population is 52.8% male and 47.2% female. Georgia is 47.7% male and 51.3% female.



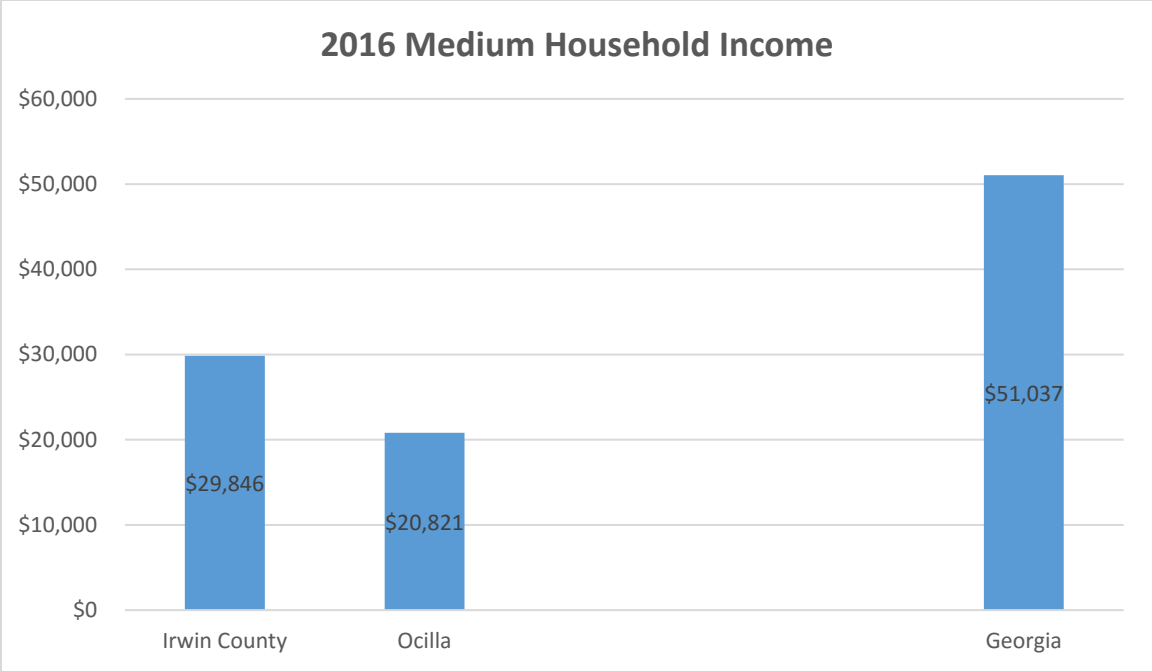
The 2016 population of Irwin County is 68.1% White/Caucasian, 27.9% Black/African American, 0.1% Asian, 0.0% some other race, 2.8% two or more races and 0.0% Native American. The City of Ocilla's 2016 population is 30.9% White/Caucasian, 67.6% Black/African American, 0.2% Asian 0.0% some other race, 0.3% two or more races and 0.0% Native American.



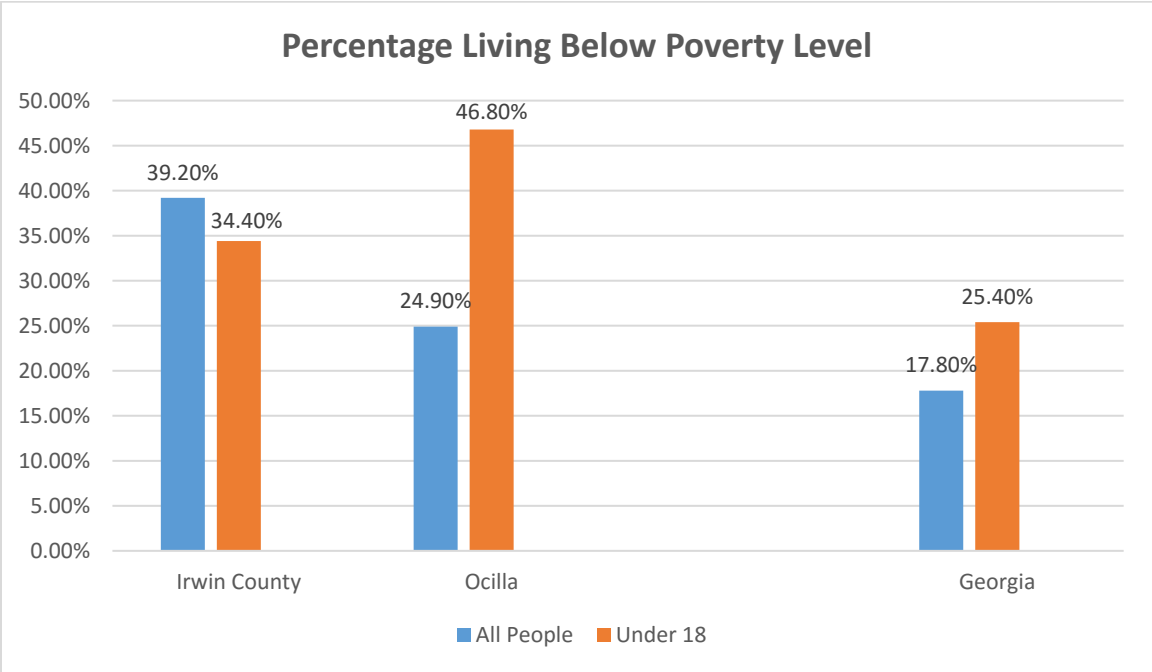
For 2017, Irwin County’s population is 1.1% Hispanic/Latino (of any race) and the City of Ocilla’s is 1.0% Hispanic/Latino (of any race). Georgia’s population for 2017 is 9.2% Hispanic/Latino (of any race).



In 2016, among persons aged 25 or older, in Irwin County, 17.1% have no high school diploma, 48.0% are high school graduates (includes equivalency) with no further education, 29.5% have an associate’s degree or some college and 5.4% have a bachelor’s or higher degree. Among persons aged 25 or older in the City of Ocilla, 26.7% have no high school diploma, 51.0% are high school graduates (includes equivalency) with no further education, 4.6% have an associate’s degree or some college and 3.5% have a bachelor’s or higher degree.

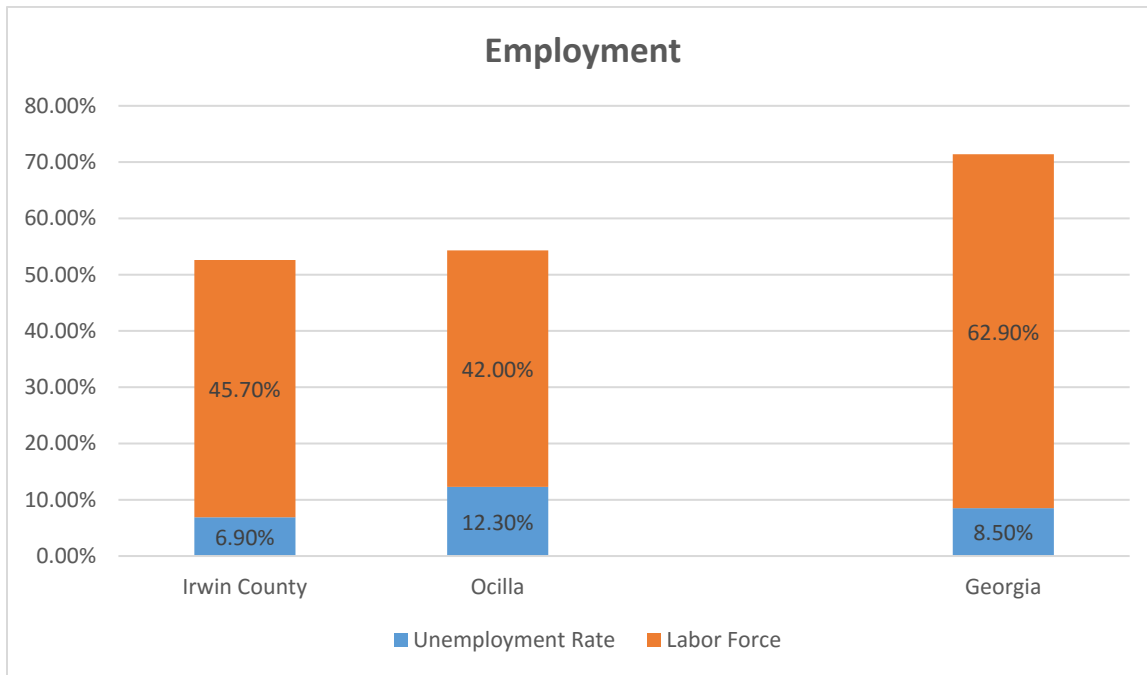


The median household income in Irwin County for 2016 is \$29,846, the median household income in the City of Ocilla is \$20,821. Median household income in Georgia is \$51,037.



An estimated 39.2% of Irwin County's population and 24.9% of the City of Ocilla's population live below the federal poverty level. An estimated 17.8% of Georgia's population is living in poverty. In Irwin County, 34.4% of persons under age 18 live below

the poverty level and in the City of Ocilla 46.8% of persons under age 18 live below the poverty level. In Georgia, 25.4% of persons under age 18 live below the poverty level.



Irwin County's estimated unemployment rate is 6.9% and the City of Ocilla's unemployment rate is 12.3%. Georgia's unemployment rate for 2016 was 8.5%. Among adults aged 16 and older, the rate of labor force participation is 45.7% in Irwin County and 42.0% in the City of Ocilla. Georgia's labor force participation rate for those aged 16 and older is 62.9%.